



ClassCharts

Quick start guide

Adding assessment templates from SIMS

Adding assessment templates to Class Charts

If you wish to include custom templates created in SIMS, templates will need to be added to a sub category called class-charts (with Wonde as the main category).

Main Category = [Wonde](#)

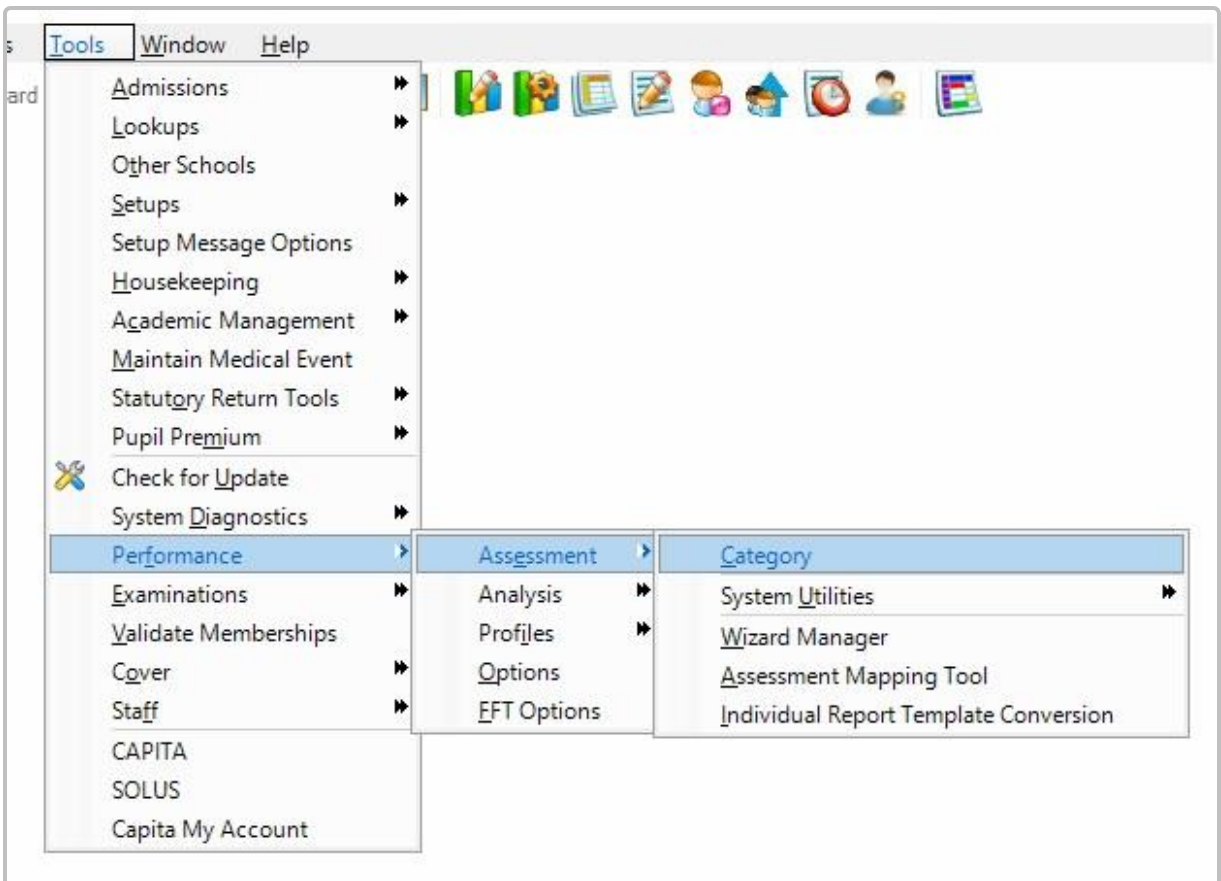
Sub Category = [class-charts](#)

This quick start guide demonstrates how to create the required categories and add templates to them.

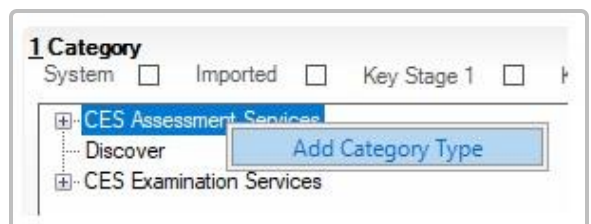
We recommend creating templates specifically for use with Class Charts and assigning no more than 15 aspects per template. This helps prevent any possible timeout issues between Wonde and SIMS.

The template name(s) must not contain any symbols e.g &, \$, *

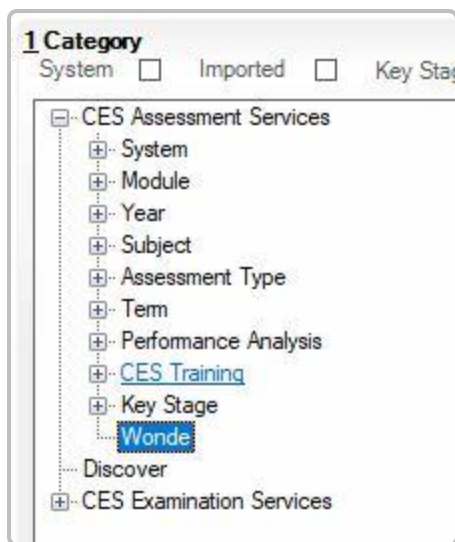
1. In SIMS net, navigate to [Tools](#) > [Performance](#) > [Assessment](#) > [Category](#)



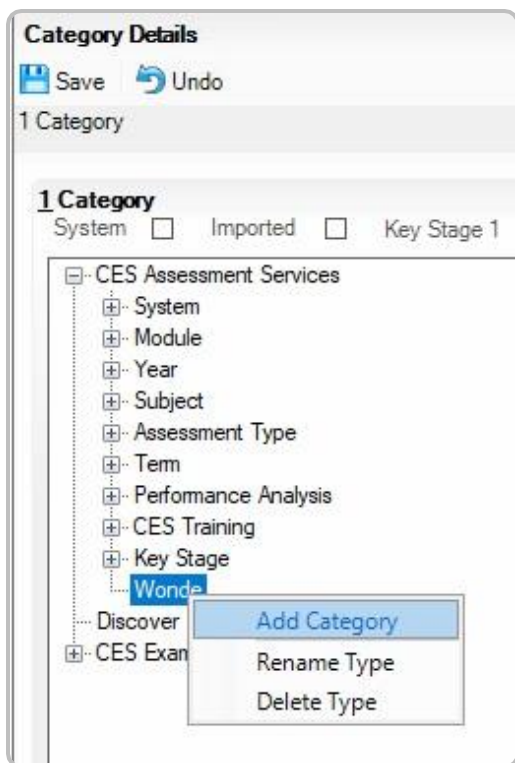
2. Right click on [CES Assessment Services](#) and click [Add Category Type](#).



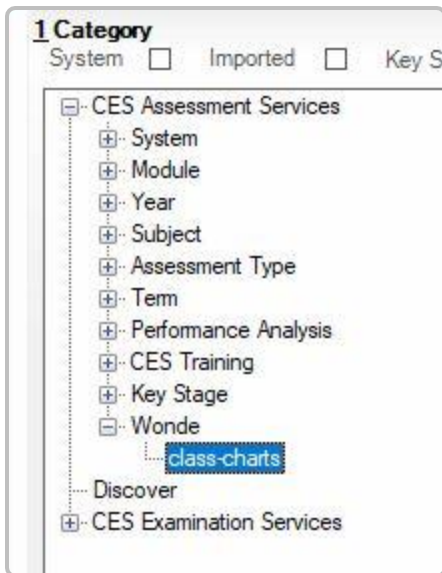
3. Enter **Wonde** as the name of the new category type.



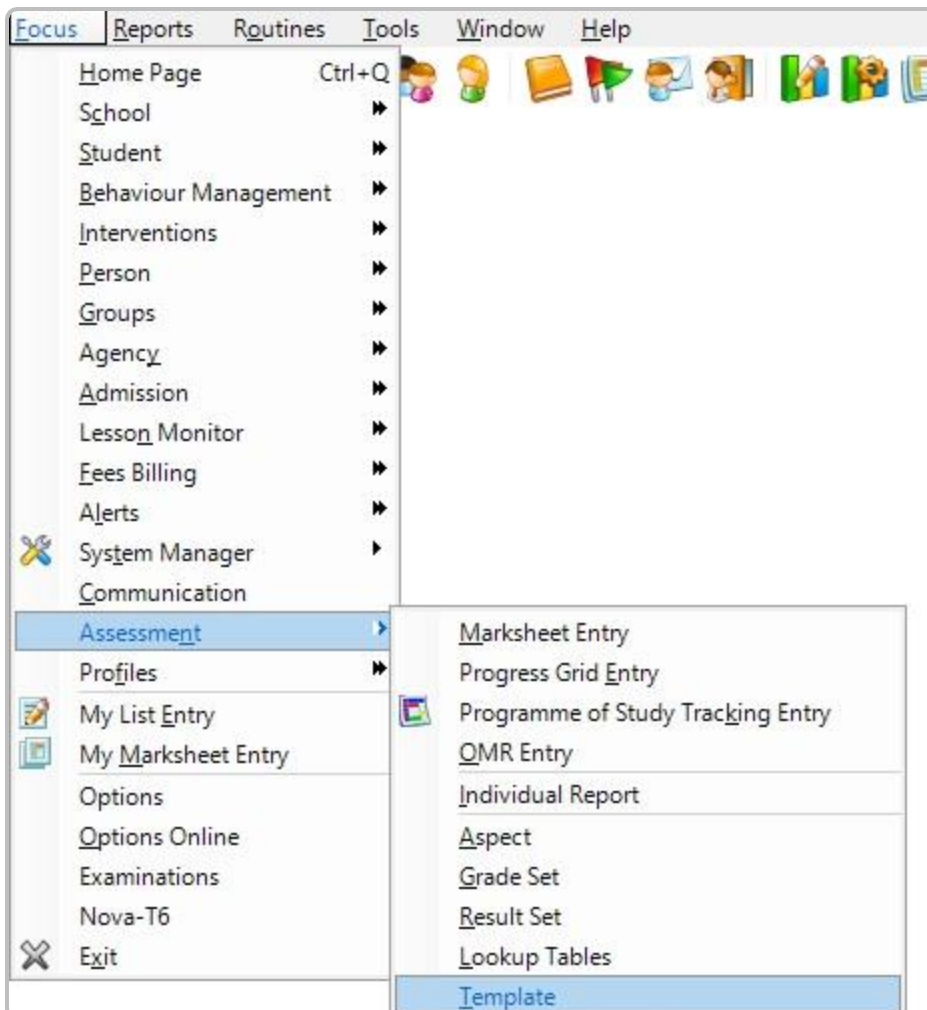
4. Right click on the **Wonde** category type and click on the **Add Category** option.



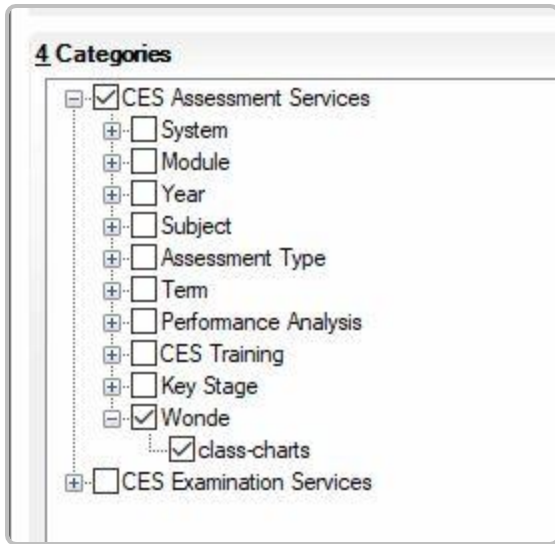
5. Enter [class-charts](#) as the name of the sub category type.



6. Add the templates of your choice to the [class-charts](#) category ([Focus > Assessment > Template](#)), or create a new template that contains the data you wish to send Class Charts.



7. Once you have double clicked on the template you would like imported to Class Charts, locate the [class-charts](#) category and tick it, then click on the [Save](#) icon.



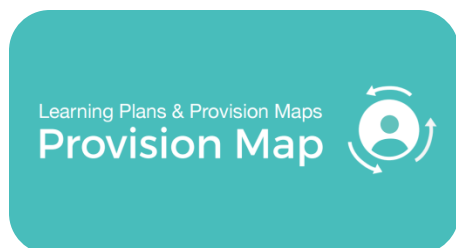
Please note: Class Charts will only read aspects where [data](#) is present from the template.

Newly added templates will not appear in Class Charts until the next time Wonde extracts information from SIMS. Usually this takes place during [weeknights](#) and will be available to use in Class Charts the [following morning](#).

Further support

Please do not hesitate to get in touch if you need more support or training. support@classcharts.com

Our Products



www.provisionmap.co.uk

Our system for managing learning plans & provision maps has been carefully designed to assist SEN/ALN Co-ordinators with the management & review of provisions & interventions in their schools.



www.literacyassessment.co.uk

This system quickly assesses the literacy standards of groups of pupils & tracks progress over time.



www.schoolrobins.com

School Robins is a powerful communications tool designed for school leaders. It removes the paper trail of round robins.